

TIG



Product Catalogue 2.0 / V1



Content

TIG Welding Torches

- TIG Welding Torches "ABITIG® GRIP" air and liquid cooled
ABITIG® GRIP 9 / ABITIG® GRIP 20 Page 04-05
- TIG Welding Torches "ABITIG® GRIP" air and liquid cooled
ABITIG® GRIP 17 / ABITIG® GRIP 18 / ABITIG® GRIP 26 Page 06-07
- TIG Welding Torches "ABITIG® GRIP" air and liquid cooled
ABITIG® GRIP 24 G / ABITIG® GRIP 24 W Page 08-09
- TIG Welding Torches "ABITIG® GRIP" liquid cooled
ABITIG® GRIP 12-1 Page 10-11
- TIG Welding Torches "ABITIG® GRIP" liquid cooled
ABITIG® GRIP 18 SC Page 12-13
- TIG Welding Torches "ABITIG® GRIP" air and liquid cooled
ABITIG® GRIP 150 / ABITIG® GRIP 260 W Page 14-15
- TIG Welding Torches "ABITIG® GRIP" air and liquid cooled
ABITIG® GRIP 200 / ABITIG® GRIP 450 W / ABITIG® GRIP 450 W SC Page 16-17
- TIG Welding Torches "ABITIG® GRIP Little" air and liquid cooled
ABITIG® GRIP Little 9 / 9 F / 20 / 20 F
ABITIG® GRIP Little 17 / 24 G / 24 W
ABITIG® GRIP Little 150 / 150 F / 260 W Page 18-19
- TIG Welding Torches "ABITIG®" air cooled with rotary valve
ABITIG® 9 V / ABITIG® 17 V and FV / ABITIG® 26 V and FV Page 20
- TIG Machine Torches air and liquid cooled
ABITIG® 150 MT / ABITIG® 260 W MT / ABITIG® 200 MT /
ABITIG® 300 W MT / ABITIG® 400 W MT / ABITIG® 500 W MT Page 21

Component Kits

- ABITIG® 9 / 12-1 / 17 / 18 / 18 SC / 20 / 24 G / 24 W / 26
ABITIG® 150 / 200 / 260 W / 450 W / 450 W SC Page 22

Spare Parts

- Power cables, Control cables, Hoses, Handles and Modules Page 23-27

TIG Welding Torches "ABITIG® GRIP"

air and liquid cooled

ABITIG® GRIP – the complete solution in the field of TIG Welding Torches. This range represents a logical development of the ABITIG®-Torch range, which has distinguished itself by its consistent implementation of modular design and optimum ergonomics.

The torches in various ratings, both air and liquid cooled, are fitted with a uniform ergonomic handle with "GRIP" and optimised cable assembly management, into which numerous switch and control functions can be integrated. All consumables are compatible to the international "SR-Standard".

The flexible cable assemblies are available with modular and robust machine-side connections.

- One ergonomic handle with "GRIP" for all ABITIG® GRIP torch types – offers high grip-ability and optimum feel
- Modular switching and control functions integrated into the handle – individually and ergonomically
- Short ball joint for optimum movement radius and ideal handling
- Light and flexible cable assemblies with modular machine-side connections for all available TIG welding power sources
- Consumables compatible to the international standard

ABITIG® GRIP 9

Technical data (EN 60 974-7):

Type of cooling:	air cooled
Rating:	110 A DC 80 A AC
Duty cycle:	35%
Tungsten electrodes:	Ø 0.5–1.6 mm

ABITIG® GRIP 20

Technical data (EN 60 974-7):

Type of cooling:	liquid cooled*
Rating:	240 A DC 170 A AC
Duty cycle:	100%
Tungsten electrodes:	Ø 0.5–3.2 mm

*Torch input pressure:
Min. 2.5 bar (max. 3.5 bar);
Min. flow rate: 0.7 l/min.

Technical data based on cable assembly lengths of up to 8.00 m.



ABITIG® GRIP handle system
– see page 26–27.




Torch complete			Torch body	
Type	Cooling	Part-No.	Version	Part-No.
ABITIG® GRIP 9	air cooled	see comment**	Standard	712.5020
ABITIG® GRIP 9 F	air cooled	see comment**	Flexible	712.5030
ABITIG® GRIP 20	liquid cooled	see comment**	Standard	712.3020
ABITIG® GRIP 20 F***	liquid cooled	see comment**	Flexible	712.3030

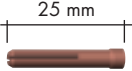

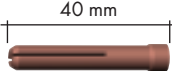
**Due to the highly differing types of connections on the machine side we cannot list order numbers for complete torches. Please use the TIG Torch overview for the order of complete torches – this you can find in the download area of our website www.binzel-abicor.com.

***also available on request in 30 mm and 65 mm extended version




ABITIG® GRIP 9, ABITIG® GRIP 20

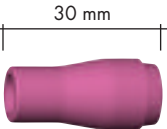

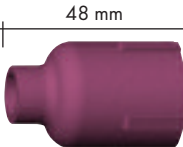
Wear parts

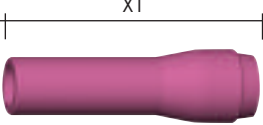

			
Back cap (10 pcs.)	short 701.0240 / 41V33	medium 701.0244 / 41V35	long 701.0247 / 41V24

			
Collet (10 pcs.)	Standard version	Brass version	Jumbo version
Ø 0.5 mm	701.0249 / 13N20	701.1060	701.1225 / 13N20L
Ø 1.0 mm	701.0250 / 13N21	701.1061	701.1226 / 13N21L
Ø 1.2 mm	701.0254 / -	701.1027	-
Ø 1.6 mm	701.0251 / 13N22	701.1019	701.1227 / 13N22L
Ø 2.0 mm	701.0255 / -	-	-
Ø 2.4 mm	701.0252 / 13N23	701.1020	701.1228 / 13N23L
Ø 3.2 mm	701.0253 / 13N24	701.1063	701.1229 / 13N24L

		
Insulating ring / Adaptor	Insulating ring (10 pcs.) 702.0055 / 598882	Adaptor (5 pcs.) 701.1234 / 54N63-20

			
Collet body	Standard version (10 pcs.)	Standard version with gas lens (10 pcs.)	Jumbo version with gas lens (5 pcs.)
Ø 0.5–1.0 mm	701.0275 / 13N26	701.0301 / 45V42	701.1230 / 45V0204S
Ø 1.2 mm	701.0279 / -	701.0313 / -	-
Ø 1.6 mm	701.0276 / 13N27	701.0307 / 45V43	701.1231 / 45V116S
Ø 2.0 mm	701.0280 / -	701.0315 / -	-
Ø 2.4 mm	701.0277 / 13N28	701.0309 / 45V44	701.1232 / 45V64S
Ø 3.2 mm	701.0278 / 13N29	701.0311 / 45V45	701.1233 / 995795S

			
Gas nozzle, Ceramic (10 pcs.)	Standard version	Standard version for gas lens	Jumbo version for gas lens
No. 4 Ø 6.5 mm	701.0281 / 13N08	701.0317 / 53N58	-
No. 5 Ø 8.0 mm	701.0282 / 13N09	701.0318 / 53N59	-
No. 6 Ø 9.5 mm	701.0283 / 13N10	701.0319 / 53N60	701.1199 / 57N75
No. 7 Ø 11.0 mm	701.0284 / 13N11	701.0320 / 53N61	-
No. 8 Ø 12.5 mm	701.0285 / 13N12	-	701.1200 / 57N74
No. 10 Ø 16.0 mm	701.0286 / 13N13	-	701.1201 / 53N88
No. 12	-	-	701.1121 / 53N87

		
Gas nozzle, Ceramic (10 pcs.)	Standard version X1	Jumbo version for gas lens****
No. 4 Ø 6.5 mm 48 mm	701.0289 / 796F71	701.1202 / 53N89
No. 5 Ø 8.0 mm 48 mm	701.0290 / 796F72	
No. 6 Ø 9.5 mm 48 mm	701.0291 / 796F73	
No. 4 Ø 6.5 mm 63 mm	701.0293 / 796F75	
No. 5 Ø 8.0 mm 63 mm	701.0294 / 796F76	
No. 4 Ø 6.5 mm 89 mm	701.0296 / 796F79	

****not suitable for high frequency

TIG Welding Torches "ABITIG® GRIP"

air and liquid cooled



ABITIG® GRIP handle system
– see page 26–27.

- One ergonomic handle with "GRIP" for all ABITIG® GRIP torch types – offers high grip-ability and optimum feel
- Modular switching and control functions integrated into the handle – individually and ergonomically
- Short ball joint for optimum movement radius and ideal handling
- Light and flexible cable assemblies with modular machine-side connections for all available TIG welding power sources
- Consumables compatible to the international standard

ABITIG® GRIP 17

Technical data (EN 60 974-7):

Type of cooling: air cooled
 Rating: 140 A DC
 100 A AC
 Duty cycle: 35%
 Tungsten electrodes: Ø 0.5–2.4 mm

ABITIG® GRIP 18

Technical data (EN 60 974-7):

Type of cooling: liquid cooled*
 Rating: 320 A DC
 230 A AC
 Duty cycle: 100%
 Tungsten electrodes: Ø 0.5–4.0 mm

*Torch input pressure:
 Min. 2.5 bar (max. 3.5 bar);
 Min. flow rate: 0.9 l/min.

ABITIG® GRIP 26

Technical data (EN 60 974-7):

Type of cooling: air cooled
 Rating: 180 A DC
 130 A AC
 Duty cycle: 35%
 Tungsten electrodes: Ø 0.5–4.0 mm

Technical data based on cable assembly lengths of up to 8.00 m.



Torch complete			Torch body	
Type	Cooling	Part-No.	Version	Part-No.
ABITIG® GRIP 17	air cooled	see comment**	Standard	712.1020
ABITIG® GRIP 17 F	air cooled	see comment**	Flexible	712.1030
ABITIG® GRIP 18	liquid cooled	see comment**	Standard	712.2020
ABITIG® GRIP 18 F	liquid cooled	see comment**	Flexible	712.2030
ABITIG® GRIP 18 K	liquid cooled	see comment**	Short	712.2230
ABITIG® GRIP 26	air cooled	see comment**	Standard	712.4020
ABITIG® GRIP 26 F	air cooled	see comment**	Flexible	712.4030
ABITIG® GRIP 26 K	air cooled	see comment**	Short	712.4230




**Due to the highly differing types of connections on the machine side we cannot list order numbers for complete torches. Please use the TIG Torch overview for the order of complete torches – this you can find in the download area of our website www.binzel-abicor.com.




ABITIG® GRIP 17, ABITIG® GRIP 18, ABITIG® GRIP 26

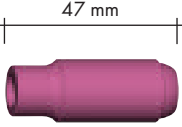


Wear parts

		
Back cap (10 pcs.)	short 712.1053	long 712.1051

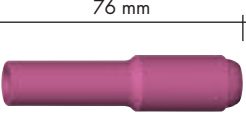
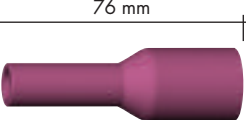

		
Collet (10 pcs.)	Version (50 mm)	Version (52 mm)
Ø 0.5 mm	702.0005 / 10N21	701.0169 / 10N21D
Ø 1.0 mm	702.0006 / 10N22	701.0171 / 10N22D
Ø 1.2 mm	702.0007 / -	701.0170 / -
Ø 1.6 mm	702.0008 / 10N23	701.0172 / 10N23D
Ø 2.0 mm	702.0012 / -	701.0176 / -
Ø 2.4 mm	702.0009 / 10N24	701.0173 / 10N24D
Ø 3.2 mm	702.0010 / 10N25	701.0174 / 10N25D
Ø 4.0 mm	702.0011 / 54N20	701.0175 / 54N20D

			
Insulating ring / Adaptor	Insulating ring (10 pcs.) 703.0012 / 18CG	Adaptor (10 pcs.) 701.0130 / 54N01	Adaptor (5 pcs.) 701.1122 / 54N63

			
Collet body	Standard version (10 pcs.)	Standard version with gas lens (10 pcs.)	Jumbo version with gas lens (5 pcs.)
Ø 0.5-1.2 mm	701.0190 / 10N30	701.0201 / 45V24	-
Ø 1.6 mm	701.0191 / 10N31	701.0203 / 45V25	701.1116 / 45V116
Ø 2.0 mm	701.0196 / 10N32	701.0207 / 45V26	-
Ø 2.4 mm	701.0196 / 10N32	701.0207 / 45V26	701.1117 / 45V64
Ø 3.2 mm	701.0197 / 10N28	701.0209 / 45V27	701.1118 / 995795
Ø 4.0 mm	701.0198 / 406488	701.0211 / 45V28	701.1208 / 45V63

			
Gas nozzle, Ceramic (10 pcs.)	Standard version	Standard version for gas lens	Jumbo version for gas lens
No. 4 Ø 6.5 mm	701.0107 / 10N50	701.0420 / 54N18	-
No. 5 Ø 8.0 mm	701.0108 / 10N49	701.0421 / 54N17	-
No. 6 Ø 9.5 mm	701.0109 / 10N48	701.0422 / 54N16	701.1199 / 57N75
No. 7 Ø 11.0 mm	701.0110 / 10N47	701.0423 / 54N15	-
No. 8 Ø 12.5 mm	701.0111 / 10N46	701.0424 / 54N14	701.1200 / 57N74
No. 10 Ø 16.0 mm	701.0113 / 10N45	-	701.1201 / 53N88
No. 12 Ø 19.5 mm	701.0114 / 10N44***	701.0426 / 54N19	701.1121 / 53N87

***50 mm long

			
Gas nozzle, Ceramic (10 pcs.)	Standard version	Standard version for gas lens	Jumbo version for gas lens****
No. 5 Ø 8.0 mm	701.0115 / 10N49L	701.0427 / 54N17L	-
No. 6 Ø 9.5 mm	701.0116 / 10N48L	701.0428 / 54N16L	-
No. 7 Ø 11.0 mm	701.0117 / 10N47L	701.0429 / 54N15L	-
Ø 24.0 mm	-	-	701.1202 / 53N89

****not suitable for high frequency

TIG Welding Torches "ABITIG® GRIP"

air and liquid cooled

- One ergonomic handle with "GRIP" for all ABITIG® GRIP torch types – offers high grip-ability and optimum feel
- Modular switching and control functions integrated into the handle – individually and ergonomically
- Short ball joint for optimum movement radius and ideal handling
- Light and flexible cable assemblies with modular machine-side connections for all available TIG welding power sources
- Consumables compatible to the international standard



ABITIG® GRIP handle system
– see page 26–27.

ABITIG® GRIP 24 G

Technical data (EN 60 974-7):

Type of cooling: air cooled
 Rating: 110 A DC
 80 A AC
 Duty cycle: 35%
 Tungsten electrodes: Ø 0.5–1.6 mm

ABITIG® GRIP 24 W

Technical data (EN 60 974-7):

Type of cooling: liquid cooled*
 Rating: 140 A DC
 100 A AC
 Duty cycle: 100%
 Tungsten electrodes: Ø 0.5–2.4 mm

*Torch input pressure:
 Min. 2.5 bar (max. 3.5 bar);
 Min. flow rate: 0.7 l/min.

Technical data based on cable assembly lengths of up to 8.00 m.

Torch complete			Torch body	
Type	Cooling	Part-No.	Version	Part-No.
ABITIG® GRIP 24 G	air cooled	see comment**	Standard	712.7020
ABITIG® GRIP 24 W	liquid cooled	see comment**	Standard	712.7120

**Due to the highly differing types of connections on the machine side we cannot list order numbers for complete torches. Please use the TIG Torch overview for the order of complete torches – this you can find in the download area of our website www.binzel-abicor.com.

ABITIG® GRIP 24 G, ABITIG® GRIP 24 W

Wear parts



Insulating sleeve

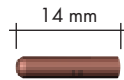
Insulating sleeve / Insulator (10 pcs.)

701.0458 / 53N22



Insulator for gas lens

701.0459 / 53N66



Standard version

Collet (10 pcs.)



Standard version for gas lens

Ø 0.5 mm	701.0452 / 53N15	701.0461 / -
Ø 1.0 mm	701.0453 / 53N16	701.0462 / 53N63
Ø 1.2 mm	701.0455 / -	701.0464 / -
Ø 1.6 mm	701.0454 / 53N14	701.0463 / 54N64
Ø 2.0 mm	701.0456 / -	701.0466 / -
Ø 2.4 mm	701.0457 / 24C332	701.0465 / 24GLC332



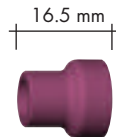
Standard version

Collet body (10 pcs.)



Standard version with gas lens

Ø 0.5 mm	701.0479 / 53N17	701.0301 / 45V41
Ø 1.0 mm	701.0480 / 53N18	701.0301 / 45V42
Ø 1.2 mm	701.0483 / -	701.0313 / -
Ø 1.6 mm	701.0481 / 53N19	701.0307 / 45V43
Ø 2.0 mm	701.0484 / -	701.0315 / -
Ø 2.4 mm	701.0482 / 24CB332	701.0309 / 45V44



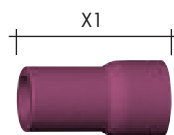
Standard version

Gas nozzle, Ceramic (10 pcs.)



Standard version for gas lens

No. 4 Ø 6.5 mm	701.0468 / 53N24	701.0317 / 53N58
No. 5 Ø 8.0 mm	701.0469 / 53N25	701.0318 / 53N59
No. 6 Ø 9.5 mm	701.0470 / 53N27	701.0319 / 53N60
No. 7 Ø 11.0 mm	-	701.0320 / 53N61



Standard version

Gas nozzle, Ceramic (10 pcs.) **X1**

No. 4L Ø 6.5 mm 29.0 mm	701.0471 / 53N28
No. 6L Ø 9.5 mm 29.0 mm	701.0472 / 53N26
No. 4L Ø 6.5 mm 62.5 mm	701.0473 / 53N24L
No. 5L Ø 8.0 mm 91.5 mm	701.0474 / 53N27L

TIG Welding Torches "ABITIG® GRIP" liquid cooled

- One ergonomic handle with "GRIP" for all ABITIG® GRIP torch types – offers high grip-ability and optimum feel
- Modular switching and control functions integrated into the handle – individually and ergonomically
- Short ball joint for optimum movement radius and ideal handling
- Light and flexible cable assemblies with modular machine-side connections for all available TIG welding power sources
- Consumables compatible to the international standard



ABITIG® GRIP handle system
– see page 26–27.

ABITIG® GRIP 12-1

Technical data (EN 60 974-7):

Type of cooling: liquid cooled*
 Rating: 350 A DC
 250 A AC
 Duty cycle: 100%
 Tungsten electrodes: Ø 1.6–4.0 mm

*Torch input pressure:
 Min. 2.5 bar (max. 3.5 bar);
 Min. flow rate: 0.7 l/min.

Technical data based on cable assembly lengths of up to 8.00 m.

Torch complete		Torch body		
Type	Cooling	Part-No.	Version	Part-No.
ABITIG® GRIP 12-1	liquid cooled	see comment**	Standard	712.0020

**Due to the highly differing types of connections on the machine side we cannot list order numbers for complete torches. Please use the TIG Torch overview for the order of complete torches – this you can find in the download area of our website www.binzel-abicor.com.

ABITIG® GRIP 12-1

Wear parts



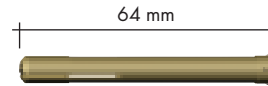
short



long

Back cap

	712.0053	712.0051
--	----------	----------



Standard version

Collet (10 pcs.)

Ø 1.6 mm	712.0062
Ø 2.4 mm	712.0063
Ø 3.2 mm	712.0064
Ø 4.0 mm	712.0065



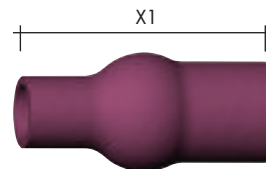
Standard version



**Standard version
with gas lens**

Collet body (10 pcs.)

Ø 1.6 mm	712.0072	712.0101
Ø 2.4 mm	712.0073	712.0102
Ø 3.2 mm	712.0074	712.0103
Ø 4.0 mm	712.0075	712.0104



Standard version

Gas nozzle, Ceramic

(10 pcs.) **X1**

No. 4	Ø 6.5 mm	43 mm	704.0046 / 130.00
No. 5	Ø 8.0 mm	43 mm	704.0047 / 131.00
No. 6	Ø 9.5 mm	43 mm	704.0048 / 132.00
No. 7	Ø 11.0 mm	43 mm	704.0049 / 133.00
No. 8	Ø 12.5 mm	43 mm	704.0050 / 134.00
No. 9	Ø 14.5 mm	43 mm	704.0051 / 135.00
No. 10	Ø 16.0 mm	43 mm	704.0052 / 136.00
No. 11	Ø 17.5 mm	48 mm	704.0053 / 137.00

TIG Welding Torches "ABITIG® GRIP" liquid cooled

- One ergonomic handle with "GRIP" for all ABITIG® GRIP torch types - offers high grip-ability and optimum feel
- Modular switching and control functions integrated into the handle - individually and ergonomically
- Short ball joint for optimum movement radius and ideal handling
- Light and flexible cable assemblies with modular machine-side connections for all available TIG welding power sources
- Consumables compatible to the international standard



ABITIG® GRIP handle system
– see page 26–27.

ABITIG® GRIP 18 SC

Technical data (EN 60 974-7):

Type of cooling: liquid cooled*
 Rating: 400 A DC
 280 A AC
 Duty cycle: 100%
 Tungsten electrodes: Ø 0.5–4.8 mm

*Torch input pressure:
 Min. 2.5 bar (max. 3.5 bar);
 Min. flow rate: 0.9 l/min.

Technical data based on cable assembly lengths of up to 8.00 m.

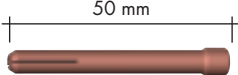
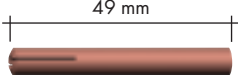
Torch complete		Torch body		
Type	Cooling	Part-No.	Version	Part-No.
ABITIG® GRIP 18 SC	liquid cooled	see comment**	Standard	712.6020


**Due to the highly differing types of connections on the machine side we cannot list order numbers for complete torches. Please use the TIG Torch overview for the order of complete torches - this you can find in the download area of our website www.binzel-abicor.com.




ABITIG® GRIP 18 SC

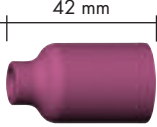
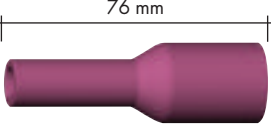
Wear parts

		
Back cap (10 pcs.)	short	long
	712.1053	712.1051

		
	50 mm	49 mm
Collet (10 pcs.)	Standard version	HL version
Ø 0.5 mm	702.0005 / 10N21	-
Ø 1.0 mm	702.0006 / 10N22	-
Ø 1.6 mm	702.0008 / 10N23	-
Ø 2.4 mm	702.0009 / 10N24	-
Ø 3.2 mm	702.0010 / 10N25	712.6064 / 10N25HD
Ø 4.0 mm	-	712.6065 / 54N20HD
Ø 4.8 mm	-	712.6066 / 18C36

	
Insulating ring (5 pcs.)	Insulating ring
	712.6043 / 18NG

			
Collet body (10 pcs.)	Standard version	Standard version with gas lens	HL version
Ø 0.5 mm	-	712.6099 / 18GL02	-
Ø 1.0 mm	-	712.6100 / 18GL04	-
Ø 1.6 mm	-	712.6101 / 18GL16	-
Ø 2.4 mm	-	712.6102 / 18GL32	-
Ø 3.2 mm	-	712.6103 / 18GL18	-
Ø 4.0 mm	-	712.6104 / 18GL53	-
Ø 4.8 mm	-	712.6105 / 18GL36	-
Ø 0.5-3.2 mm	712.6074 / NCB-53	-	-
Ø 3.2-4.8 mm	-	-	712.6076 / NCB-36

		
	42 mm	76 mm
Gas nozzle, Ceramic (10 pcs.)	Standard version	Standard version
No. 4 Ø 6.5 mm	701.0420 / 54N18	-
No. 5 Ø 8.0 mm	701.0421 / 54N17	701.0427 / 54N17L
No. 6 Ø 9.5 mm	701.0422 / 54N16	701.0428 / 54N16L
No. 7 Ø 11.0 mm	701.0423 / 54N15	701.0429 / 54N15L
No. 8 Ø 12.5 mm	701.0424 / 54N14	-
No. 12 Ø 19.5 mm	701.0426 / 54N19	-

TIG Welding Torches "ABITIG® GRIP"

air and liquid cooled

The ABITIG® GRIP line "ABICOR BINZEL-Style", air and liquid cooled, offer leading edge performance in a comfortable and light weight package. The cooling system guarantees long service life and enables the use of smaller tungsten electrodes through optimised heat dissipation.

The reduction in the quantity of consumables to only three components (back cap, electrode holder / gas diffuser and threaded gas nozzle) simplifies use and helps reduce stocking costs.

The innovative torch design prevents the heat from the gas nozzle reaching the torch body. This protects the torch, increases service life and further reduces operating costs.

The intelligent ABITIG® GRIP handle offers increased comfort due to the integration of numerous switching and control functions. Furthermore it is well protected against high frequency (HF) flashover.

- One ergonomic handle with "GRIP" for all ABITIG® GRIP torch types – offers high grip-ability and optimum feel
- Modular switching and control functions integrated into the handle – individually and ergonomically
- Short ball joint for optimum movement radius and ideal handling
- Light and flexible cable assemblies with modular machine-side connections for all available TIG welding power sources
- Reduced storage costs with only three consumable parts



ABITIG® GRIP handle system
– see page 26–27.

ABITIG® GRIP 150 / ABITIG® GRIP 150 F

Technical data (EN 60 974-7) (with gas nozzle 36 mm):

Type of cooling:	air cooled
Rating:	150 A DC 105 A AC
Duty cycle:	35%
Tungsten electrodes:	Ø 1.0–2.4 mm

ABITIG® GRIP 260 W

Technical data (EN 60 974-7):

Type of cooling:	liquid cooled*
Rating:	280 A DC / 260 A DC 195 A AC / 185 A AC
Duty cycle:	60% / 100%
Tungsten electrodes:	Ø 1.0–3.2 mm

*Torch input pressure:
Min. 2.5 bar (max. 3.5 bar);
Min. flow rate: 0.7 l/min.

Technical data based on cable assembly lengths of up to 8.00 m.

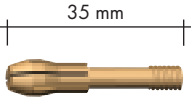


Torch complete			Torch body	
Type	Cooling	Part-No.	Version	Part-No.
ABITIG® GRIP 150	air cooled	see comment**	Standard	776.0010
ABITIG® GRIP 150 F	air cooled	see comment**	Flexible	776.0130
ABITIG® GRIP 260 W	liquid cooled	see comment**	Standard	777.0010



**Due to the highly differing types of connections on the machine side we cannot list order numbers for complete torches. Please use the TIG Torch overview for the order of complete torches – this you can find in the download area of our website www.binzel-abicor.com.


ABITIG® GRIP 150, ABITIG® GRIP 260 W


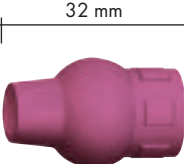
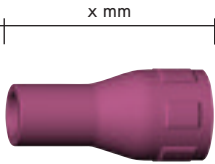
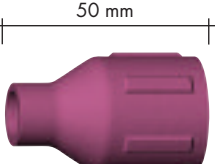
Wear parts

			
Back cap	short	medium	lang
	776.0053	771.0051	776.0051

			
Electrode holder / Gas diffuser	Electrode holder (5 pcs.)	Gas diffuser	Gas diffuser
Ø 1.0 mm	776.0061	776.0171	776.0171
Ø 1.6 mm	776.0062	776.0172	776.0172
Ø 2.0 mm	776.0067	776.0177	776.0177
Ø 2.4 mm	776.0063	776.0173	776.0173
Ø 3.2 mm	776.0064	776.0174	776.0174

		
Insulator / Adaptor ring	Standard version (10 pcs.)	for gas diffuser
Insulator	776.1043	776.0443
Adaptor ring	-	776.0441

	
Gas diffuser	Gas diffuser
Ø 1.6 mm	775.0122
Ø 2.4 mm	775.0123
Ø 3.2 mm	775.0124

				
Gas nozzle, Ceramic (10 pcs.)	Standard version	Ball version	Standard version x = 36 mm x = 60 mm	for gas diffuser
Ø 6.5 mm	777.0081	770.0081.10	777.2171 777.2175	-
Ø 8.0 mm	777.0082	770.0082.10	777.2172 777.2176	-
Ø 10.0 mm	777.0083	770.0083.10	777.2173 -	-
Ø 11.5 mm	777.0084	770.0084.10	777.2174 -	-
Ø 12.5 mm	-	-	- -	778.1183
Ø 16.0 mm	-	-	- -	778.1184
Ø 19.5 mm	-	-	- -	778.1188

TIG Welding Torches "ABITIG® GRIP"

air and liquid cooled



- One ergonomic handle with "GRIP" for all ABITIG® GRIP torch types – offers high grip-ability and optimum feel
- Modular switching and control functions integrated into the handle – individually and ergonomically
- Short ball joint for optimum movement radius and ideal handling
- Light and flexible cable assemblies with modular machine-side connections for all available TIG welding power sources
- Reduced storage costs with only three consumable parts

ABITIG® GRIP 200 / ABITIG® GRIP 200 F

Technical data (EN 60 974-7):

Type of cooling:	air cooled
Rating:	200 A DC 140 A AC
Duty cycle:	35%
Tungsten electrodes:	Ø 1.6–3.2 mm

ABITIG® GRIP 450 W

Technical data (EN 60 974-7):

Type of cooling:	liquid cooled*
Rating:	420 A DC / 400 A DC 300 A AC / 280 A AC
Duty cycle:	60% / 100%
Tungsten electrodes:	Ø 1.6–4.8 mm

ABITIG® GRIP 450 W SC

Technical data (EN 60 974-7):

Type of cooling:	liquid cooled*
Rating:	480 A DC / 450 A DC 340 A AC / 320 A AC
Duty cycle:	60% / 100%
Tungsten electrodes:	Ø 1.6–4.8 mm

*Torch input pressure:
Min. 2.5 bar (max. 3.5 bar);
Min. flow rate: 0.7 l/min.

Technical data based on cable assembly lengths of up to 8.00 m.



Torch complete			Torch body	
Type	Cooling	Part-No.	Version	Part-No.
ABITIG® GRIP 200	air cooled	see comment**	Standard	774.0010
ABITIG® GRIP 200 F	air cooled	see comment**	Flexible	774.0130
ABITIG® GRIP 200 K	air cooled	see comment**	Short	774.0230
ABITIG® GRIP 450 W	liquid cooled	see comment**	Standard	775.0010
ABITIG® GRIP 450 WK	liquid cooled	see comment**	Short	775.0230

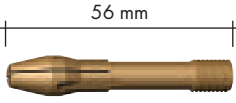


The torch bodies (standard and short) for ABITIG® 450 W SC are identical with those for ABITIG® 450 W.
The complete torches differ only in terms of the layout of the cable assembly.

**Due to the highly differing types of connections on the machine side we cannot list order numbers for complete torches. Please use the TIG Torch overview for the order of complete torches – this you can find in the download area of our website www.binzel-abicor.com.


ABITIG® GRIP 200, ABITIG® GRIP 450 W, ABITIG® GRIP 450 W SC


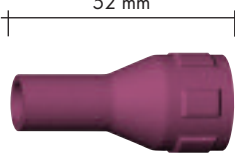

Wear parts

		
Back cap	short	long
	773.0053	773.0051

			
Electrode holder / Gas diffuser	Electrode holder (5 pcs.)	Gas diffuser	Gas diffuser
Ø 1.6 mm	775.0062	773.0172	773.0172
Ø 2.0 mm	775.0067	773.0177	773.0177
Ø 2.4 mm	775.0063	773.0173	773.0173
Ø 3.2 mm	775.0064	773.0174	773.0174
Ø 4.0 mm	775.0065	773.0175	773.0175
Ø 4.8 mm	775.0066	773.0176	773.0176

		
Insulator	Standard version	for gas diffuser
	775.1043	775.1143

		
Gas diffuser		Gas diffuser
Ø 1.6 mm		775.0122
Ø 2.4 mm		775.0123
Ø 3.2 mm		775.0124
Ø 4.0 mm		775.0125
Ø 4.8 mm		775.0126

			
Gas nozzle, Ceramic (10 pcs.)	Standard version	Standard version	for gas diffuser
	x = 26 mm	x = 37 mm	
Ø 7.5 mm	-	775.0081	-
Ø 10.0 mm	775.0152	775.0082	-
Ø 12.5 mm	-	-	778.1183
Ø 13.0 mm	775.0153	775.0083	-
Ø 13.0 mm (boosted)	-	775.0183	-
Ø 15.0 mm	-	775.0084	-
Ø 15.0 mm (boosted)	-	775.0184	-
Ø 16.0 mm	-	-	778.1184
Ø 19.5 mm	-	-	778.1188

TIG Welding Torches "ABITIG® GRIP Little"

air and liquid cooled

The welding torch line ABITIG® GRIP Little – particularly suited to those everyday, less accessible welding jobs. Maximum flexibility with no compromises.

The torches of various ratings, both air and liquid cooled, are combined with a standardized ergonomic handle with "GRIP" and optimised cable

assembly management, into which standard switching and control functions can be integrated. All consumables are compatible to the international "SR-Standard".

In addition the flexible cable assemblies are available with modular and robust machine-side connections.



Technical data (EN 60 974-7):

TIG Welding Torches "ABITIG® GRIP Little" (air cooled)

Type	Rating (A)		Duty cycle (%)	Tungsten electrodes (Ø in mm)
	DC	AC		
ABITIG® GRIP Little 9 / 9 F	110	80	35	0.5–1.6
ABITIG® GRIP Little 17 / 17 F	140	100	35	0.5–2.4
ABITIG® GRIP Little 24 G	110	80	35	0.5–1.6
ABITIG® GRIP Little 150 / 150 F	140	100	35	1.0–2.4

TIG Welding Torches "ABITIG® GRIP Little" (liquid cooled)

Type	Rating (A)		Duty cycle (%)	Tungsten electrodes (Ø in mm)
	DC	AC		
ABITIG® GRIP Little 20 / 20 F	220	150	100	0.5–3.2
ABITIG® GRIP Little 24 W	140	100	100	0.5–2.4
ABITIG® GRIP Little 260 W	240	170	100	1.0–3.2

Subjects to change without notice.

"ABITIG® GRIP Little"

- One ergonomic handle with "GRIP" for all ABITIG® GRIP torch types – offers high grip-ability and optimum feel
- Modular switching and control functions integrated into the handle
- Excellent protection against high frequency flashover
- Light and flexible cable assemblies (High-Flex-Leather) with modular machine-side connections for all available TIG welding power sources
- Consumables compatible to the international standard
- air cooled up to 140 A – at 35% duty cycle
- liquid cooled up to 240 A – at 100% duty cycle



Torch complete*			
Type	Handle	Part-No.	Torch body
ABITIG® 9	ABITIG® GRIP Little	see comment**	Standard 705.0001
ABITIG® 9 F	ABITIG® GRIP Little	see comment**	Flexible 703.0001
ABITIG® 17	ABITIG® GRIP Little	see comment**	Standard 705.0033
ABITIG® 17 F	ABITIG® GRIP Little	see comment**	Flexible 703.0009
ABITIG® 20	ABITIG® GRIP Little	see comment**	Standard 705.0058
ABITIG® 20 F	ABITIG® GRIP Little	see comment**	Flexible 703.0302
ABITIG® 24 G	ABITIG® GRIP Little	see comment**	Standard 705.0075
ABITIG® 24 W	ABITIG® GRIP Little	see comment**	Standard 705.0080
ABITIG® 150	ABITIG® GRIP Little	see comment**	Standard 770.0010.1
ABITIG® 150 F	ABITIG® GRIP Little	see comment**	Flexible 770.0130.1
ABITIG® 260 W	ABITIG® GRIP Little	see comment**	Standard 772.0010.1

Wear parts see "ABITIG® GRIP"-Torches of similar design (Page 4-17).

**Due to the highly differing types of connections on the machine side we cannot list order numbers for complete torches. Please use the TIG Torch overview for the order of complete torches – this you can find in the download area of our website www.binzel-abicor.com.

TIG Welding Torches "ABITIG®" with rotary valve air cooled



- Rotary valve for regulating gas mounted directly on the torch body
- Light and flexible cable assemblies for all common TIG welding power sources
- Consumables compatible to the international standard

ABITIG® 9 V

Technical data (EN 60 974-7):

Type of cooling:	air cooled
Rating:	110 A DC 80 A AC
Duty cycle:	35%
Tungsten electrodes:	Ø 0.5-1.6 mm

ABITIG® 17 V / FV*

Technical data (EN 60 974-7):

Type of cooling:	air cooled
Rating:	140 A DC 100 A AC
Duty cycle:	35%
Tungsten electrodes:	Ø 0.5-2.4 mm

ABITIG® 26 V / FV*

Technical data (EN 60 974-7):

Type of cooling:	air cooled
Rating:	180 A DC 130 A AC
Duty cycle:	35%
Tungsten electrodes:	Ø 0.5-4.0 mm

* FV = Torch body (with rotary valve)
Flexible

Torch complete Type	Version**	Part-No.		Torch body	
		4 m	8 m	Type	Part-No.
ABITIG® 9 V	Rotary valve / Plug 10-25	706.5057	706.5058	Standard	705.0007
ABITIG® 17 V	Rotary valve / Plug 10-25	706.1057	706.1058	Standard	705.0038
ABITIG® 17 V	Rotary valve / Plug 35-50	706.1037	706.1038	Standard	705.0038
ABITIG® 17 FV	Rotary valve / Plug 10-25	706.1157	706.1158	Flexible	703.0010
ABITIG® 17 FV	Rotary valve / Plug 35-50	706.1137	706.1138	Flexible	703.0010
ABITIG® 26 V	Rotary valve / Plug 35-50	706.4037	706.4038	Standard	705.0091
ABITIG® 26 FV	Rotary valve / Plug 35-50	706.4137	706.4138	Flexible	703.0290

**Power cable / gas hose separate, gas hose with G1/4" union nut. Other versions available on request.

Wear parts - back cap, collet, collet body, adaptor, insulating ring and gas nozzle - are identical with those of the same type for ABITIG® torches.

TIG Machine Torches

TIG Machine Torches air and liquid cooled



ABITIG® 150 MT
ABITIG® 260 W MT

Wear parts are identical with
ABITIG® 150 / ABITIG® 260 W -
see page 15.



■ **ABITIG® 200 MT / 300 W MT**
with adjustable tungsten electrode

ABITIG® 200 MT
ABITIG® 300 W MT
ABITIG® 400 W MT

Wear parts are identical with
ABITIG® 200 / ABITIG® 450 W -
see page 17.



ABITIG® 500 W MT

Wear parts on request.

Technical data (EN 60 974- 7)				Tungsten electrodes Ø	Part-No. Torch body
Type	Cooling	Rating	Duty cycle		
ABITIG® 150 MT	air cooled	150 A DC / 110 A AC	60%	1.0-3.2 mm	778.1020
ABITIG® 260 W MT	liquid cooled	260 A DC / 180 A AC	100%	1.0-3.2 mm	779.1020
ABITIG® 200 MT	air cooled	200 A DC / 140 A AC	60%	1.6-3.2 mm	778.2020
ABITIG® 300 W MT	liquid cooled	300 A DC / 210 A AC	100%	1.6-4.0 mm	779.2020
ABITIG® 400 W MT	liquid cooled	400 A DC / 280 A AC	100%	1.6-4.8 mm	779.4020
ABITIG® 500 W MT	liquid cooled	500 A DC / 350 A AC	100%	1.6-6.4 mm	779.6020

To order complete torches, please specify the length of the cable assembly and the connection on the machine side.

Component kits

I. Component kits ABITIG® 9 / 12-1 / 17 / 18 / 18 SC / 20 / 24 G / 24 W / 26

Type	Electrode-Ø 1.6	Electrode-Ø 2.4	Electrode-Ø 3.2
ABITIG® 9 (Collet body)	712.3151	-	-
ABITIG® 9 (Gas lens)	712.3191	-	-
ABITIG® 12-1 (Collet body)	-	712.0152	712.0153
ABITIG® 12-1 (Gas lens)	-	712.0192	712.0193
ABITIG® 17 (Collet body)	712.2151	712.2152	-
ABITIG® 17 (Gas lens)	712.2191	712.2192	-
ABITIG® 18 (Collet body)	-	712.2152	712.2153
ABITIG® 18 (Gas lens)	-	712.2192	712.2193
ABITIG® 18 SC (Collet body)	-	712.6152	-
ABITIG® 18 SC (Collet body HL)	-	-	712.6153
ABITIG® 18 SC (Gas lens)	-	712.6192	-
ABITIG® 18 SC (Gas lens HL)	-	-	712.6193
ABITIG® 20 (Collet body)	-	712.3152	712.3153
ABITIG® 20 (Gas lens)	-	712.3192	712.3193
ABITIG® 24 G (Collet body)	705.1519	-	-
ABITIG® 24 W (Collet body)	705.1519	705.1520	-
ABITIG® 26 (Collet body)	-	712.2152	712.2153
ABITIG® 26 (Gas lens)	-	712.2192	712.2193

Component kit "Collet body" consisting of: Back cap long, collet, collet body and gas nozzle ceramic.

Component kit "Gas lens" consisting of: Back cap long, collet, collet body with gas lens and gas nozzle ceramic.

II. Component kits ABITIG® 150 / 260 W

Type	Electrode-Ø 1.6	Electrode-Ø 2.4	Electrode-Ø 3.2
ABITIG® 150 (Electrode holder)	777.0182	777.0183	-
ABITIG® 150 (Gas diffuser)	777.0192	777.0193	-
ABITIG® 260 W (Electrode holder)	777.0182	777.0183	777.0184
ABITIG® 260 W (Gas diffuser)	777.0192	777.0193	777.0194

Component kit "Electrode holder" consisting of: Back cap medium, electrode holder and gas nozzle ceramic.

Component kit "Gas diffuser" consisting of: Back cap medium, gas diffuser and gas nozzle ceramic.

III. Component kits ABITIG® 200 / 450 W / 450 W SC

Type	Electrode-Ø 2.4	Electrode-Ø 3.2	Electrode-Ø 4.8
ABITIG® 200 (Electrode holder)	774.0183	774.0184	-
ABITIG® 200 (Gas diffuser)	774.0193	774.0194	-
ABITIG® 450 W (Electrode holder)	774.0183	774.0184	-
ABITIG® 450 W (Gas diffuser)	774.0193	774.0194	-
ABITIG® 450 W SC (Electrode holder)	774.0183	774.0184	774.0186
ABITIG® 450 W SC (Gas diffuser)	774.0193	774.0194	774.0196

Component kit "Electrode holder" consisting of: Back cap long, electrode holder and gas nozzle ceramic.

Component kit "Gas diffuser" consisting of: Back cap long, gas diffuser and gas nozzle ceramic.

Power cables, Control cables and Hoses

I. Power cables ABITIG® GRIP

Type	Power cable standard			Power cable High Flex		
	4 m	8 m	12 m	4 m	8 m	12 m
ABITIG® 9	150.0084	150.0085	150.0086	150.0056	150.0057	150.0058
ABITIG® 20	150.0015	150.0016	150.0017	150.0062	150.0063	150.0064
ABITIG® 17	150.0084	150.0085	150.0086	150.0065	150.0066	150.0067
ABITIG® 18	150.0018	150.0019	150.0020	150.0068	150.0069	150.0070
ABITIG® 26	150.0087	150.0088	150.0089	150.0059	150.0060	150.0061
ABITIG® 24 G	150.0084	150.0085	150.0086	150.0065	150.0066	150.0067
ABITIG® 24 W	150.0015	150.0016	150.0017	150.0062	150.0063	150.0064
ABITIG® 12-1	150.0074	150.0075	150.0076	150.0071	150.0072	150.0073
ABITIG® 18 SC	150.0018	150.0019	150.0020	150.0068	150.0069	150.0070
ABITIG® 150	150.0111	150.0112	150.0113	150.0040	150.0041	150.0190
ABITIG® 260 W	150.0099	150.0100	150.0101	150.0164	150.0165	150.0166
ABITIG® 200	150.0170	150.0171	150.0172	150.0036	150.0037	150.0114
ABITIG® 450 W	150.0054	150.0055	150.0083	150.0167	150.0168	150.0169
ABITIG® 450 W SC	150.0205	150.0206	150.0207	150.0203	150.0194	150.0204

Power cable for TIG Welding Torches ABITIG® with rotary valve and TIG Machine Torches on request.

II. Power cables ABITIG® GRIP Little

Type	Power cable High Flex		
	4 m	8 m	12 m
ABITIG® 9	150.0056	150.0057	150.0058
ABITIG® 20	150.0255.1	150.0256.1	150.0257.1
ABITIG® 17	150.0065	150.0066	150.0067
ABITIG® 24 G	150.0065	150.0066	150.0067
ABITIG® 24 W	150.0062	150.0063	150.0064
ABITIG® 150	150.0040	150.0041	150.0190
ABITIG® 260 W	150.0002	150.0003	-

III. Control cables

Type	Description	per m
all torches*	Power cable 3 core	100.0100
all torches*	Power cable 6 core	100.0112
all torches*	Power cable 6 core (protected)	100.0028

*apart from TIG Welding Torches ABITIG® GRIP with rotary valve and TIG Machine Torches

Power cables, Control cables and Hoses

IV. Outer hoses

Type	Description	per m
ABITIG® 9 / 20	Outer hose 22x1.25	109.0020
ABITIG® 17 / 18 / 26		
ABITIG® 24 G / 24 W		
ABITIG® 12-1		
ABITIG® 18 SC		
ABITIG® 150 / 260 W		
ABITIG® 200 / 450 W		
ABITIG® 9 V		
ABITIG® 17 V / 17 FV		
ABITIG® 450 W SC	Outer hose 25x1.25	105.0019
ABITIG® 26 V / 26 FV		
ABITIG® 150 MT	Outer hose 18.2x1.25	109.0019
ABITIG® 200 MT		
ABITIG® 260 W MT	Outer hose 22x1.25	109.0020
ABITIG® 300 W MT		
ABITIG® 400 W MT		
ABITIG® 500 W MT		

V. Leather hose and hose coupling

Type	Description	Part-No.
all torches*	Leather hose 0.8 m	108.0028
all torches*	Hose coupling complete for connecting leather- and outer hose	400.0391

*apart from TIG Welding Torches ABITIG® GRIP with rotary valve and TIG Machine Torches

VI. Gas hoses

Type	Description	per m		
ABITIG® 20	Gas hose 3x1.5	102.0124		
ABITIG® 18				
ABITIG® 24 W				
ABITIG® 12-1				
ABITIG® 18 SC				
ABITIG® 260 W				
ABITIG® 450 W				
ABITIG® 450 W SC				
ABITIG® 9 V				
ABITIG® 17 V / 17 FV				
ABITIG® 26 V / 26 FV			Gas hose 4.9x1.5	109.0040
ABITIG® 260 W MT				
ABITIG® 300 W MT			Gas hose 3x1.5	102.0124
ABITIG® 400 W MT				
ABITIG® 500 W MT				

Spare parts mentioned are suitable for use with all ABITIG®, ABITIG® GRIP and ABITIG® GRIP Little TIG Welding Torches – unless specifically marked.

Power cables, Control cables and Hoses

VII. Water hose

Type	Description	Version	
		PVC black per m	HDH per m
ABITIG® 20	Water hose 3.9x1.5	109.0011	109.0059
ABITIG® 18			
ABITIG® 24 W			
ABITIG® 12-1			
ABITIG® 18 SC			
ABITIG® 260 W MT			
ABITIG® 300 W MT			
ABITIG® 400 W MT			
ABITIG® 500 W MT			

VIII. Hose clamps and marking washer

Type	Part-No.	for hose			
		(20 pcs.)	102.0124	109.0011	109.0032
Hose clamp Ø=9.0 with ring (mark. 9.5)	173.0001	173.0001		•	•
Hose clamp Ø=8.2 with ring (mark. 8.7)	173.0005	173.0005		•	
Hose clamp Ø=7.5 with ring (mark. 8.0)	173.0007	173.0007	•		
Marking washer red	501.2166	501.2166		•	•
Marking washer blue	501.2167	501.2167		•	•

Handles and Modules

I. Handles ABITIG® GRIP and control modules

Type	Description	Details	Part-No.
all ABITIG® GRIP torches*	Handle ABITIG® GRIP, without control module		180.0130.1
all ABITIG® GRIP torches*	Control module single push-button	BIS-51	400.1275.1
	Control module single push-button with Potentiometer 10 kΩ	BIS-59	400.1281.1
	Control module double push-button	BIS-52	400.1276.1
	Control module double push-button for high switching current (up to 2 A)	BIS-60	400.1280.1
	Control module double push-button with Potentiometer 1 kΩ	BIS-64	400.1327.1
	Control module double push-button with Potentiometer 2.2 kΩ	BIS-74	400.1328.1
	Control module double push-button with Potentiometer 4.7 kΩ	BIS-84	400.1329.1
	Control module double push-button with Potentiometer 10 kΩ	BIS-54	400.1278.1
	Control module double push-button with Potentiometer 47 kΩ	BIS-94	400.1330.1
	Control module UP / DOWN (device-dependent)	BIS-65	400.1279.1

*apart from TIG Welding Torches ABITIG® GRIP with rotary valve and TIG Machine Torches

II. Handles ABITIG® GRIP Little and control modules

Type	Description	Details	Part-No.
all ABITIG® GRIP Little torches*	Handle ABITIG® GRIP Little, without control module		180.0131.1
all ABITIG® GRIP Little torches*	Control module single push-button	BIS-51	400.1296.1
	Control module double push-button	BIS-52	400.1292.1
	Control module UP / DOWN (device-dependent)	BIS-65	400.1318.1

*apart from TIG Welding Torches ABITIG® GRIP with rotary valve and TIG Machine Torches

III. Handles and rotary valves

Type	Description	Part-No.
ABITIG® 9 V / 17 V / 17 FV	Handle	705.1440
	Rotary valve	705.0046
ABITIG® 26 V / 26 FV	Handle	705.0096
	Rotary valve	705.0097

Handles and Modules

Handle ABITIG® GRIP Little



BIS-51
ED = Single push-button



BIS-52
DD = Double push-button /
Button short
(in Torch-Price-List Standard,
under DD)



BIS-65
UD = UP / DOWN
(device-dependend)



appropriate handle
Part-No.: 180.0131.1

Handle ABITIG® GRIP



BIS-51
ED = Single push-button



BIS-52
DD = Double push-button /
Button long



BIS-54 / -64 / -74 / -84 / -94
DDP = Double push-button /
Poti $\times \times$ K Ω (see page 26)



BIS-59
EDP = Single push-button /
Poti 10 K Ω
(compatible with Migatronik)



BIS-60
DD = Double push-button /
Button long for high switching
current up to 2 A (e. g. Dalex,
Messer-Lincoln)



BIS-65
UD = UP / DOWN
(device-dependent)



BIS-67
DD = Double push-button /
Compensator



BIS-95
UD = UP / DOWN
(compatible with Lorch)



appropriate handle
Part-No.: 180.0130.1

Abbreviations for switch functions:

ED	Single push-button
DD	Double push-button
UD	UP / DOWN (two switches)
EDP*	Single push-button with Potentiometer 10 k Ω , other factors on request (e.g. 1.0 k Ω , 2.2 k Ω , 4.7 k Ω , 47 k Ω)
DDP*	Double push-button with Potentiometer 10 k Ω , other factors on request (e.g. 1.0 k Ω , 2.2 k Ω , 4.7 k Ω , 47 k Ω)

* In the case of potentiometer regulation in the handle, an HF-filter is essential if the potentiometer cable runs through the remote control connector and is started with high voltage pulses. If there is no HF-filter, the HF pulses may damage the control electronics.

Please order the HF-control cable filter DGF 3 by using the Part-No. 184.0162.

Our product range:

■ MIG/MAG

- Welding Torches
- Machine and Special Torches
- Push-Pull Welding Torches
- Fume Extraction Torches
- Central Adaptor System

■ TIG

- Welding Torches
- Machine and Special Torches

■ PLASMA

- Cutting Torches
- Welding Torches
- Machine and Special Torches

■ Robotic Peripheral Equipment

- Robot Torches
MIG/TIG/Plasma
- Robot Mount CAT2/iCAT
- Torch Change System
ATS-Rotor
- Tool Change System WWS
- Wire Cutting Station DAV
- Torch Cleaning Station
BRS-LC, BRS-CC and BRS-FP
- Wire Feeding Station APD-MF

■ Welding Accessories

- Coolers
- Welding Cable Plug and Socket
- Anti Spatter Spray and Paste
and so on ...



ABICOR
BINZEL® 

Alexander Binzel Schweisstechnik GmbH & Co. KG
P.O. Box 10 01 53 · D-35331 Gießen
Phone: +49 (0) 64 08 / 59-0
Fax: +49 (0) 64 08 / 59-191
Email: info@binzel-abicor.com

www.binzel-abicor.com